




Illuminated E-Stops (Sub-Assembled) con't





Part Numbers: Lenses

Style	Part Number	
	Standard	Engravable
Ø 29mm Head Pushlock Turn Reset * 	AVLW3LU-R	AVLW3BLU-R
Ø 40mm Head Pushlock Turn Reset * 	AVLW4LU-R	AVLW4BLU-R
Ø 40mm Head Push Pull 	AYLW4LU-②	AYLW4BLU-②



1. In place of ②, specify the lens color code from table on the bottom right.
2. *Available only in red
3. Standard lenses have ribbed pattern, Engravable lenses are smooth and include an engravable insert.




Part Numbers: Transformers/Full Voltage Modules

Style	Description	Part Number
Full Size Transformer 	Standard	120V AC TW-T126B
		240V AC TW-T246B
		480V AC TW-T486B
	Fingersafe	120V AC TW-F126B
		240V AC TW-F246B
		480V AC TW-F486B
Half Size Transformer 	120V AC	TW-T126SB
	240V AC	TW-T246SB
Full voltage model (use with even number of contacts) 	Standard	TW-DA1B
	Fingersafe	TW-DA1FB
Full voltage model (use with odd number of contacts) 	Standard	HW-DA1B
	Fingersafe	HW-DA1FB



All Transformers step down to 6V (use 6V lamp).

Part Numbers: Lamp Circuit Components

Style	Application	Part Number
Short Lamp Holder 	Used with a Half-size Transformer and one contact block	TW-LH1
Long Lamp Holder 	Used with Full-size Transformer and two contact blocks Used with Half-size Transformer and three contact blocks Used with Full Voltage Adaptor and two contact blocks	TW-LH2
Lead Holder 	Used with TW-LH2 holder when using four contact blocks	HW-LH3